

Portfolio expansion 2018 - 01

back in the program because of the high demand

BGU Automatic chainsaw processor KSA 385 Z Select & KSA 385 EZ Select


Automatic chainsaw processor with control joysticks

- Noiseless chainsaw operation
- Hydraulic timber rack with forward and reverse operation
- Built-in hydraulics
- Control-joysticks
- Powerful electric motor with 7.5 kW power output (= 100% power-on time and 9.5 input power)
- 2.3 m (7.5 ft) long infeed table
- Production specimen approved to EC safety requirements
- Oversized pumping capacity (45 l/min = 9.9 gal/min) for fast splitting cycles; Moreover, saw-cutting and splitting can be controlled and executed nearly concurrently even with soft, thinner timber
- Standard 6-way wedge


Automatic chainsaw processor		
Technical Data	KSA 385 Z Select	KSA 385 EZ Select
Power/ motor	PTO shaft	PTO + Electric motor 400 V, 32 A EC plug, Delta-Star switch
Rated power	Tractor: 20 kW /27 PS	Tractor power: 20 kW /27 PS Electric: 7,5 kW P ₂ / 9,5 kW P ₁
Cutting capacity (log Ø)	max. 370 mm	max. 370 mm
Adjustable log length	200 – 550 mm / 7,9 – 21.6 in	200 – 550 mm / 7,9 – 21.6 in
Chainsaw bar	15"/380 mm	15"/380 mm
Chain	3/8" / 1,5 / 57 TG	3/8" / 1,5 / 57 TG
Oil capacity	42 l	42 l
Splitting power	9 t	9 t
Length of the conveyor	4200 mm	4200 mm
Width of the conveyor belt	300 mm	300 mm
Transport dimensions (W x L x H)	2810 x 1280 x 2530 mm	2810 x 1280 x 2530 mm
Dimensions (W x L x H)	6650 x 1280 x 3240 mm	6650 x 1280 x 3240 mm
Weight with conveyor	approx. 855 kg	approx. 895 kg
Code No.	90986	90985


Accessories KSA 385

4-way splitter wedge

	Code No.	for KSA 385 90023
--	----------	----------------------

6-way wedge (star-shaped)

	Code No.	for KSA 385 90027
--	----------	----------------------



Heavy-duty chainsaw bars and spare saw chain analog KSA 380

Our general conditions of sale, delivery and payment apply. All statements without guarantee. Errors and misprints reserved. Valid until 31.12.2018.

Südharzer Maschinenbau GmbH | Helmestraße 94 | 99734 Nordhausen/Harz | Phone: +49 3631 6297-0 | info@bgu-maschinen.de

Portfolio expansion 2018 - 01

back in the program because of the high demand

BGU Automatic chainsaw processor KSA 455 EZ

Automatic chainsaw processor

Technical Data

	KSA 455 EZ
Power/ motor	PTO + Electric motor 400 V, 32 A EC plug, Delta-Star switch
Rated power	Tractor power: 25 kW / 34 PS Electric: 15 kW P ₂ / 20 kW P ₁
Cutting capacity (log Ø)	max. 450 mm
Adjustable log length	200 – 660 mm / 7.9 - 26 in
Chainsaw bar	20"/508 mm
Chain	.404" / 1,6 / 71 TG
Oil capacity	100 l
Splitting power	24 t
Length of the conveyor	4000 mm
Width of the conveyor belt	400 mm
Transport dimensions (W x L x H)	3300 x 1800 x 2600 mm
Dimensions (W x L x H)	8500 x 1800 x 3100 mm
Weight with conveyor	approx. 2350 kg

Code No.

90926



Accessories KSA 455

8-way wedge (star-shaped)



Code No.

for KSA 455

90021

12-way splitter wedge (star-shaped)



Code No.

for KSA 455

90019

Harvester chainsaw bars



Code No.

.404" / 1,6

95075

Spare saw chain



Code No.

.404" / 1,6 / with 71 sprockets

95077



Designed for firewood productions

- Hydraulic infeed belt and wedge lift included in price
- Dual power: the variant KSA 455 EZ can be PTO-powered from the tractor or by the built-in electric motor
- Powerful electric motor with 15 kW power output = 100% power-on time and 9.5 input power
- Two splitting rams respectively 70 mm (2.7 in) and 100 mm (3.9 in)
- Standard 8-way wedge
- Automatic activation of the second ram with 24 t (23.6 lt) splitting force
- Hydraulic push-down for safe cutting of the last timber piece
- Hydraulic slider to control the rolling of the logs into the splitter carriage

Our general conditions of sale, delivery and payment apply. All statements without guarantee. Errors and misprints reserved. Valid until 31.12.2018.

Südharzer Maschinenbau GmbH | Helmestraße 94 | 99734 Nordhausen/Harz | Phone: +49 3631 6297-0 | info@bgu-maschinen.de